









Teknik Veriler / Technical Data

 Çalışma gerilimi Operating voltage 400/750 V	 İzolasyon direnci Insulation resistance Min 20 Mohm x Km	 Çalışma sıcaklığı Operating temperature -30 ...+70°C	 Bükme yarıçapı Bending radius Min. 10 x Ø
 Test gerilimi Test voltage 2500 V	 Kapasite (800 Hz) Capacitance (800 Hz) Max. 120 pf/m	 Kısa devre sıcaklığı Max. Short-circuit temperature Max. 160°C	 Alev iletmeme Flame retardant IEC 60332-1-2

YSLYCY-JZ 750

450/750V



Kullanım Alanları

Bu kablolar, makinelerde ölçme ve kontrol kablosu, konveyör bağlantıları, makine üretimi üretim hatları, klimalar ve çelik üretimi gibi mekanik gerilmelerin olmadığı yada hafif şiddet gerilmeli, hareket zorlamasız kuru, nemli ve ıslak yerlerde kullanılır.

Applications

These cables are suitable for flexible use for medium mechanical stresses with free movement without tensile stress or forced movements in dry, moist and wet rooms but not suitable for open air, as measuring and control cables in tool machines, conveyor belts, production lines in machinery production, in air-conditioning and in steel production.

Kablo Yapısı / Cable Structure

İletken Conductor	: Tavlı bükülü bakır tel (HD 383 S2 Class 5) : Annealed stranded copper wire (HD 383 S2 Class 5)
İzolasyon Insulation	: PVC bileşik (HD 21.1 S4 / T11) : PVC compound (HD 21.1 S4 / T11)
Damar renkleri Core Identification	: Sarı/Yeşil ve numaralı damarlar : Green/Yellow and numbered cores
Büküm Lay-up	: Katlar halinde bükülür : In layers stranding
İç kılıf Inner sheath	: PVC bileşik : PVC compound
Ekran Screen	: Kalaylı bakır örgü ekran : Tinned copper braid screen
Dış kılıf Outer sheath	: PVC bileşik (HD 21.1 S4 / TM2) : PVC compound (HD 21.1 S4 / TM2)
Kılıf Rengi Sheath Color	: RAL 7001 Gri : RAL 7001 Gray

Uygulanan Testler / Applied Tests

Yapısal boyut testleri Structural dimension tests	: DIN VDE 472 Teil 401, 402
Mekanik testler Mechanical tests	: DIN VDE 472 Teil 303, 602, 603, 604, 608, 609, 610, 612 620, 804, 808
Elektriksel testler Electrical tests	: DIN VDE 472 Teil 502, 504, 509, 510
Yangın performans testleri Fire performance tests	: VDE 0482-332-1-2

Damar Sayısı x İletken Kesiti (mm ²)	Dış Çap yaklaşık (mm)	Bakır Faktörü (kg/km)	Kablo Ağırlığı yaklaşık (kg/km)
Core Numbers Conductor Section (mm ²)	O.D approx (mm)	Copper Factor (kg/km)	Cable Weight approx (kg/km)
2x0,5	8,3	30,0	129,0
3G0,5	8,6	39,0	150,0
4G0,5	9,4	52,0	170,0
5G0,5	10,1	61,0	199,0
7G0,5	12,1	75,0	235,0
12G0,5	14,7	130,0	320,0
18G0,5	17,3	170,0	428,0
25G0,5	20,6	230,0	503,0
2x0,75	8,7	39,0	143,0

Damar Sayısı x İletken Kesiti (mm ²)	Dış Çap yaklaşık (mm)	Bakır Faktörü (kg/km)	Kablo Ağırlığı yaklaşık (kg/km)
Core Numbers Conductor Section (mm ²)	O.D approx (mm)	Copper Factor (kg/km)	Cable Weight approx (kg/km)
3G0,75	9,0	57,0	155,0
4G0,75	9,9	68,0	190,0
5G0,75	10,8	79,0	228,0
7G0,75	13,0	96,0	323,0
12G0,75	15,8	169,0	410,0
18G0,75	17,9	224,0	560,0
25G0,75	22,8	292,0	730,0
2x1	9,4	51,8	150,0
3G1	9,8	67,0	163,0

YSLYCY-JZ 750

450/750V



Damar Sayısı x İletken Kesiti (mm ²)	Dış Çap yaklaşık (mm)	Bakır Faktörü (kg/km)	Kablo Ağırlığı yaklaşık (kg/km)
Core Numbers Conductor Section (mm ²)	O.D approx (mm)	Copper Factor (kg/km)	Cable Weight approx (kg/km)
4G1	10,8	78,0	200,0
5G1	12,1	94,0	239,0
7G1	14,5	122,0	289,0
12G1	17,4	201,0	464,0
18G1	20,7	275,0	628,0
25G1	24,8	364,0	855,0
2x1,5	10,2	68,0	162,0
3G1,5	10,9	84,0	187,0
4G1,5	12,2	104,0	240,0
5G1,5	13,3	123,0	289,0
7G1,5	16,0	180,0	383,0
12G1,5	19,6	284,0	592,0
18G1,5	23,4	390,0	806,0
25G1,5	28,2	521,0	1241,0
2x2,5	11,5	99,0	272,0
3G2,5	12,2	124,0	298,0
4G2,5	13,4	170,0	345,0
5G2,5	14,9	202,0	427,0
7G2,5	17,9	268,0	561,0
12G2,5	21,9	423,0	857,0
18G2,5	26,1	572,0	1355,0
25G2,5	31,9	740,0	1995,0
2x4	14,3	156,0	306,0
3G4	15,1	191,0	391,0
4G4	16,7	236,0	527,0
5G4	18,6	303,0	700,0
7G4	20,0	394,0	920,0
12G4	26,9	542,0	1510,0
2x6	16,0	194,0	420,0
3G6	17,0	251,0	629,0
4G6	18,7	319,0	731,0
5G6	20,7	421,0	1105,0

Damar Sayısı x İletken Kesiti (mm ²)	Dış Çap yaklaşık (mm)	Bakır Faktörü (kg/km)	Kablo Ağırlığı yaklaşık (kg/km)
Core Numbers Conductor Section (mm ²)	O.D approx (mm)	Copper Factor (kg/km)	Cable Weight approx (kg/km)
7G6	23,0	561,0	1465,0
2x10	18,4	265,0	845,0
3G10	19,6	371,0	1125,0
4G10	21,9	576,0	1345,0
5G10	24,1	620,0	1635,0
7G10	26,8	842,0	2210,0
2x16	22,0	407,0	1150,0
3G16	23,5	540,0	1395,0
4G16	26,4	807,0	1870,0
5G16	28,8	940,0	2720,0
7G16	31,9	1605,0	3213,0
3G25	28,0	820,0	2465,0
4G25	32,5	1169,0	2750,0
5G25	35,7	1420,0	3490,0
7G25	39,0	2140,0	4980,0
3G35	32,7	1344,0	3230,0
4G35	35,7	1686,0	4100,0
5G35	40,0	2023,0	4950,0
3G50	37,3	1460,0	4590,0
4G50	41,1	2374,0	5780,0
5G50	45,2	2890,0	7210,0
3G70	41,7	2730,0	5610,0
4G70	46,0	3257,0	7480,0
5G70	51,2	4100,0	9390,0
3G95	46,4	3236,0	8585,0
4G95	51,2	4050,0	10220,0
5G95	56,5	5264,0	13800,0
3G120	51,5	4540,0	11105,0
4G120	56,0	5231,0	13750,0
4G150	64,5	6794,0	15990,0
4G185	71,0	8104,0	18470,0

- * Direkt olarak toprak altına gömülmesi önerilmez.
- * G = Sarı/yeşil toprak damarlı, X = Toprak damarsız
- * Standart ambalajlama
Kangal < 30 kg ve 250 mt < Makara
- * Akım taşıma kapasiteleri için teknik eklere bakınız

- * Not recommended for direct underground burial.
- * G = With green/yellow earth core, X = without earth core
- * Standard packaging
Coil < 30 kg and 250 mt < Drum
- * See the technical annexes for current carrying capacities.